





Reference Drawing - Not to Scale

<div>   </div> <div> <div>NMSU 2016 ADA Assessment</div> <div>Phase 1</div> <div>January 2017</div> </div>	
Building #:	164
Building Name:	Neale Hall
Drawing Title:	Site Plan

➡ Primary Accessible Entry

-  ADA Compliant Exterior Public Entries
-  NON ADA Compliant Exterior Public Entries



Reference Drawing - Not to Scale



NMSU 2016 ADA Assessment
Phase 1
January 2017

Building #:	164
Building Name:	Neale Hall
Drawing Title:	Site Plan

➡ Primary Accessible Entry



ADA Compliant Exterior Public Entries



NON ADA Compliant Exterior Public Entries



➡ Primary Accessible Entry



ADA Compliant Exterior Public Entries



NON ADA Compliant Exterior Public Entries



NMSU 2016 ADA Assessment
Phase 1
January 2017

Building #:	164
Building Name:	Neale Hall
Drawing Title:	Site Plan